


Physical Development

Dance to the Ugly Bug Ball song
 Dance to The Flight of the Bumble Bee music
 Move like a mini beast
 Use props to support mini beast movement e.g. scarves for butterflies/ hoops as waterlilies for frog
 Over and under instruction games – moving like a worm/caterpillar
 Threading beads to make worms/caterpillars
 Cutting mini beast patterns – e.g. spots, spirals, wiggly lines, stripes
 Making mini beasts from malleable materials





PSED

Role Play - make a bug den
 Circle times - caring for creatures and their habitats
 Make a special moment out of releasing bugs back into the garden
 Watching the life cycle of butterflies/frogs in the nursery setting
 Talk about the life cycle of a human
 Stories and poems
 Small world play






This is only a sample of what we may cover



Knowledge & Understanding of the World

Go on a mini beast walk/ mini beast detective
 Talk about their own experiences of mini beasts.
 Make trails and patterns in wet clay on a black plastic bin liner
 Make a snail house
 Grow own butterflies/tadpoles
 Explore images of insects
 Talk about their experiences of bees and wasps.
 Make balloon bee
 Introduce the children to lifecycles
 Illustrate the butterfly's life-cycle
 Mini beast habitats
 Make fridge magnet spiders
 Making a simple web
 Bug Homes



Communication, Language and Literacy

Make up nonsense rhymes about mini beasts
 Role play – make a bug den using boxes, coloured paper, newspaper, fabric, pot plants
 Dressing up as mini beasts
 Small world play – tray with earth, gravel, small pond, pot plants and plastic mini beasts
 Mini beast puppets to retell and create stories
 Follow mini beast patterns – spirals/stripes/wiggly lines
 Book making and story sequencing
 Talking and listening games
 Mini beast story bags – e.g. a plastic mini beast, a leaf, a twig, a cup and a shoe – tell a story as the children pull out the props
 Circle times
 Songs and Rhymes
 Fiction and non fiction books

Mathematical Development

To 20 and beyond
How many now?
Manipulate, compose and decompose
Sharing and grouping
Visualise, build and map
Make connections

Mini beast surveys using tally/mark making charts
 Mini beast counting games – spots, legs, wings
 Sorting – mini beasts with eggs/spots/ wings etc
 Repeating patterns threading beads, caterpillars
 Measuring quantities in cooking (honey sandwiches/honey cakes)
 Water tray – five little speckled frogs
 Sequencing – life cycles
 Symmetry – butterflies
 Patterns and shapes
 Stories such as The Very Hungry Caterpillar/The Bad Tempered Ladybird for sequencing and time

Creative Development

Van Gogh—Sunflowers
 Make spider's webs
 Junk model mini beasts
 Observational drawings of mini beasts/Water colour paintings of mini beasts
 Make your own mini beast garden – collect natural materials and use box or small tray for each child
 Make mini beasts out of clay
 Have an Ugly Bug Ball – make appropriate head wear for different mini beasts
 Create bug sounds with musical instruments

Religious Education

Listen to stories
 Think about their own actions and consequences in relation to the nat-

